

Art Choice Board for the weeks of April 6 – 17

DO NOT FORGET WHEN YOU EMAIL ME YOUR WORK, I NEED THE STUDENTS NAME AND CLASS CODE.





Please choose **two or more activities** that you would like to complete. You have two weeks for this assignment, so I expect lots of detail. If you rush to get this done, I can tell. You know that to receive an E (that's like an A!) you must have lots of detail. In the case of a drawing, ask yourself did you add texture and detail? What does your background tell me? If you used found objects did you really try or did you only spend a few minutes. (I can tell the difference.) You may pick any assignment regardless of the age guidelines.





I hope you are all doing well. I do not want my assignments to add stress so pick the ones that look fun to you. Also, pick assignments that do not require you to go buy supplies. Look around your house for art supplies. You can use the inside of a cereal box to draw on.

The easiest way to submit assignments is to email me a picture. You can do this from your phone. My email is stephanie.vangeel@sccps.com

Happy Creating,

Mrs. Still

Options that are appropriate for younger students K-2nd	Options for older student's 3 rd -5 th	All Students
<p>Watch the story/video https://www.storylineonline.net/books/carlas-sandwich/</p>  <p>You will draw a picture of your own wild and crazy sandwich. On another paper write your name and teacher code, then answer these questions. (If you need help it is alright to have an adult write your answers to the following questions.)</p> <ol style="list-style-type: none"> 1. What was your favorite part of the story? 2. What did you put in your imaginary sandwich? 	<p>Make a portrait from found objects. Don't forget the eyes are in the middle of the head. the bottom of your nose is between the eyes and chin.</p>  <ul style="list-style-type: none"> • <i>Giuseppe Arcimboldo</i> • <i>Summer, 1563, Kunsthistorisches Museum, Vienna</i> 	<p>Color wheel Make a color wheel from things around your home.</p> <p>http://wcseaglesathome.weebly.com/</p>  <p>This is the one my son and I made!</p>

<p>3. Would you really eat the sandwich that you drew?</p>		
<p>Get outside with some sidewalk chalk. Draw a picture to put yourself in. Don't forget to have someone else take your picture.</p> 	<p>Draw outside! Get a flat surface like a book and some paper. Go find something outside to draw. In France they call this, "En Plein Air". Draw the nature around you as you see it.</p>  <p>Monet</p>	<p>Gather 3D objects around the house. Arrange them. Create an outline or "contour design" by drawing them.</p> 
<p>Texture Rubbings Go outside with blank paper and crayons that have no paper on them. See how many textures you can collect. To make rubbings you hold the paper, so it doesn't move, you rub the crayon back and forth on the side.</p> 	<p>Make a face collage Cut out pictures from magazines or advertisements. Arrange them to make a new portrait. You will need sturdy paper or thin cardboard to glue your pieces to. (cereal boxes make good cardboard backgrounds).</p> 	 <p>Make a rainbow collage. You don't have to glue items to paper, you could use a cereal box for your background. Look through all the junk mail, food boxes and magazines for colorful images to add to your rainbow collage.</p>

Cut out images from magazines or advertisements. Arrange them to create a picture. Now draw to add to this picture.



<https://happyhooligans.ca/straw-weaving/>

Follow the link above to learn how to weave on straws. You can make any weaving featured on this website and send me a picture.



<https://www.storylineonline.net/books/sophies-masterpiece/>

Listen to the story online. Draw or paint a picture of your favorite part of the story. Make sure you include the background in your picture. Then write three or more sentences telling me about what you drew. Who is in the scene you drew? What is happening to the character? Why is this your favorite part of the story?