

# My Reading/ELA Choice Board

1 per  
Choose day activities

to complete by April 10, 2020.

<p>Write a sentence (or 2) about a food that you like. Draw a picture to match.</p>	<p>Write the following words in chalk, paint, markers, etc. (choose 1 tool) Parent/guardian say the word and let student "tap it out" and write: <b>pet, fish, map, gum, rock</b></p>	<p>Parents – Say one word at a time (listed below) and have your child tap it out on their fingers and say the sounds of each word. <b>Pet</b> <b>Pete</b> (how do these sound the same and different?) <b>Cap</b> <b>Cape</b> (How do these sound the same and different?)</p>
<p>Read a book with a parent or online at <a href="http://www.getepic.com/students">www.getepic.com/students</a> class code dlk6846. If reading online (also an app), choose your avatar/name and pick a Read to Me story. Draw what happened in the beginning, middle and end of your book. **Challenge: Write 2-3 simple sentences from your book.</p>	<p>Read 3 stories (you can read the pictures!!) to your favorite stuffed animal/toy. Record on reading log,</p>	<p>Go outside and read a book (or more!) while having a picnic/snack. Tell a sibling or parents what you read about. Record on reading log.</p>
<p>Create flash cards with this week's sight words: them, an, just, where. Practice these with an older sibling or parent. **Challenge – Find out what color you are in the First 300 Sight Words list</p>	<p>Write your sight words with chalk, paint, crayons, etc. (just choose one). Be creative!</p>	<p>Use 3 sight words to write 3 sentences. Circle each sight word in your sentence.</p>

Name: \_\_\_\_\_

©Brooke Brown



# My Math Choice Board

Choose 1 per day activities

to complete by April 10, 2020.

<p>Use your Math Fingers to count to 20 (your child has practice this in class!) Start with the pinky on your left hand and count to ten. Then 11 is ten fingers and 1 left pinky finger ("10 1, 11")</p>	<p>Write all of your numbers (1-20) with chalk, paint, stickers, markers, crayons or using another tool (Just choose one way). Be creative and have fun!</p>	<p>Use legos, toy cars, toy animals or another small toy to show how to make the number 14. This should look like ten toys in one pile grouped together in a neat 5 on top row and 5 toys on bottom row and then four extra toys. **Challenge: Write a number sentence and number bond to show 14.</p>
<p>Write the following number sentences and put them in number bonds. Draw pictures to match. <math>10 + 3 = 13</math> <math>10 + 8 = 18</math></p>	<p>Solve the problem: Eason has 10 dog bones and 5 more dog bones outside. How many bones does Eason have? Draw a number sentence, number bond, and picture to show your work</p>	<p>Count to 100 by 1s and 10s. You can also count along with Jack Hartmann on Youtube with your favorite Count to 100 video! <a href="http://www.youtube.com/user/JackHartmann">www.youtube.com/user/JackHartmann</a></p>
<p>Do 10 and 5 more jumping jacks. How many did you do? Do 10 and 7 sit-ups. How many did you do? Run while you count 10 and 1. What is 10 and 1?</p>	<p>Look around your house and find 3 things that you have a teen number of (11-19). For example, you have 12 pillows. Draw what you find and circle your group of ten in each picture.</p>	<p>Think of your favorite physical activity to do (throw a ball, kick a ball, yoga, dance, etc.) and do that for 15 minutes. Draw a picture of what you did!</p>

Name: \_\_\_\_\_

©Brooke Brown



Reading Log

Week of April 6-10


Title	Date	Parent Signature

# Rainbow Words: Fry's First 300 Sight Words

What color are you on?

RED	ORANGE	YELLOW	GREEN	BLUE	PURPLE	PINK	LT. PINK	WHITE
the	all	into	over	right	went	high	something	carry
of	were	time	new	too	men	every	seem	state
and	we	has	sound	mean	read	near	next	once
a	when	look	take	old	need	add	hard	book
to	your	two	only	any	land	food	open	hear
in	can	more	little	same	different	between	example	stop
is	said	write	work	tell	home	own	begin	without
you	there	go	know	boy	us	below	life	second
that	use	see	place	follow	move	country	always	late
it	an	number	year	come	try	plant	those	miss
he	each	no	live	want	kind	last	both	idea
was	which	way	me	show	hand	school	paper	enough
for	she	could	back	also	picture	father	together	eat
an	do	people	give	around	again	keep	got	face
are	how	my	most	form	change	tree	group	watch
as	their	than	very	three	off	never	often	far
with	if	first	after	small	play	start	run	Indian
his	will	water	thing	set	spell	city	important	really
they	up	been	our	put	air	earth	until	almost
I	other	call	just	end	away	eye	children	let
at	about	who	name	does	animal	light	side	above
be	out	oil	good	another	house	thought	feet	girl
this	many	its	sentence	well	point	head	car	sometimes
have	then	now	man	large	page	under	mile	mountain
from	them	find	think	must	letter	story	night	cut
or	these	long	say	big	mother	saw	walk	young
one	so	down	great	even	answer	left	white	talk
had	some	day	where	such	found	don't	sea	soon
by	her	did	help	because	study	few	began	list
word	would	get	through	turn	still	while	grow	song
but	make	come	much	here	learn	along	took	being
not	like	made	before	why	should	might	river	leave
what	him	may	line	ask	America	close	four	family
		part			world			it's

Reading (The Food I like...)



\_\_\_\_\_



-----



\_\_\_\_\_



\_\_\_\_\_



\_\_\_\_\_



-----



\_\_\_\_\_



\_\_\_\_\_



\_\_\_\_\_



-----



\_\_\_\_\_



\_\_\_\_\_



\_\_\_\_\_



-----




\_\_\_\_\_




\_\_\_\_\_


Write the following words





# Reading Story Map


Title/Author


 \_\_\_\_\_


 \_\_\_\_\_


 \_\_\_\_\_

 \_\_\_\_\_

 \_\_\_\_\_

 \_\_\_\_\_

 \_\_\_\_\_

 \_\_\_\_\_

Beginning

Middle

End

Write the Sight/Trick words

Handwriting practice lines consisting of 20 rows. Each row has a solid top line, a dashed middle line, and a solid bottom line. A small cartoon character is positioned at the start of each row.

them

an

just

where



# Sight word sentences





Name: \_\_\_\_\_

Date: \_\_\_\_\_











Name: \_\_\_\_\_

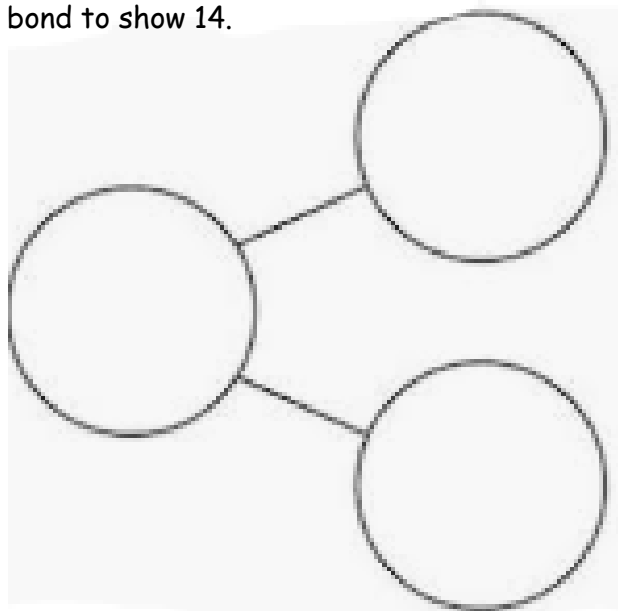

Date: \_\_\_\_\_



Math Writing numbers (if not using paint or chalk)




Math \*\*Challenge: Write a number sentence and number bond to show 14.

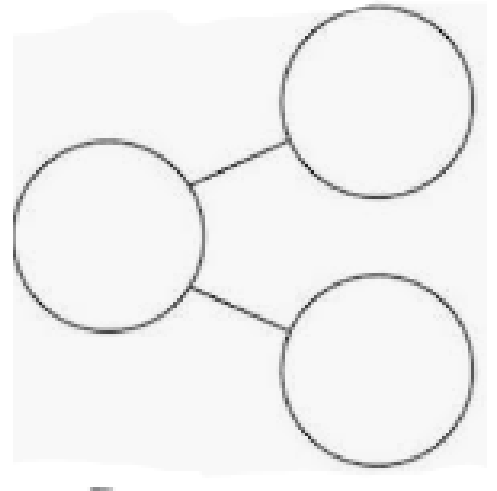





Write the following number sentences and put them in number bonds. Draw pictures to match.  $10 + 3 = 13$



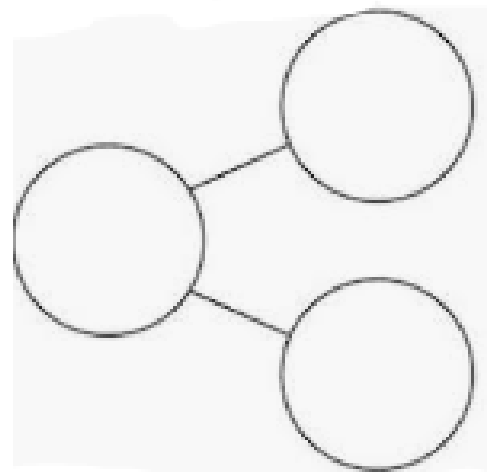
Picture



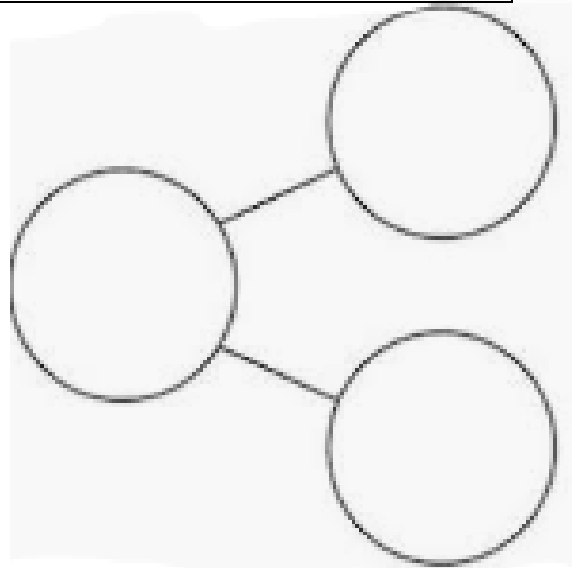
$10 + 8 = 18$



Picture



Solve the problem: Eason has 10 dog bones and 5 more dog bones outside. How many bones does Eason have?  
Draw a number sentence, number bond, and picture to show your work




What is 10 and 5?

What is 10 and 7?

What is 10 and 1?

Look around your house and find 3 things that you have a teen number of (11-19). For example, you have 12 pillows. Draw what you find and circle your group of ten in each picture.



Think of your favorite physical activity to do (throw a ball, kick a ball, yoga, dance, etc.) and do that for 15 minutes. Draw a picture of what you did!

